



**ORKNEY**  
ISLANDS COUNCIL

**Item: 3**

**Police and Fire Sub-committee: 27 August 2024.**

**Performance against Local Policing Plan.**

**Report by Chief Inspector Scott Robertson – Area Commander (Orkney Area Command).**

---

## **1. Overview**

- 1.1. The Performance Against Local Policing Plan 2023 - 2026, attached as Appendix 1 to this report, covers all priorities featured in the Local Policing Plan and gives evidence of Prevention and Intervention work corresponding to each of the Policing Priorities. It also provides a local narrative in relation to Serious and Organised Crime and Counter Terrorism.
- 1.2. Appendix 1 also includes progress made against the objectives set within the Orkney Islands Local Policing Plan 2023 - 2026 Year 1, for the reporting period 1 April 2023 – 31 March 2024.

## **2. Recommendations**

- 2.1. It is recommended that members of the Sub-committee:
  - i. Scrutinise progress made against the objectives set within the Orkney Islands Local Policing Plan 2023 - 2026 Year 1, attached as Appendix 1 to this report, for the period covering 1 April 2023 – 31 March 2024.

**For Further Information please contact:**

Chief Inspector Scott Robertson - Area Commander (Orkney Area Command), telephone: 01856 884 540. Email: [Scott.Robertson2@scotland.police.uk](mailto:Scott.Robertson2@scotland.police.uk).

## Implications of Report

1. **Financial:** None arising directly from this report.
2. **Legal:** None arising directly from this report.
3. **Corporate Governance:** Not applicable.
4. **Human Resources:** Not applicable.
5. **Equalities:** An Equality Impact Assessment is not required in respect of performance monitoring.
6. **Island Communities Impact:** An Island Communities Impact Assessment is not required in respect of performance monitoring.
7. **Links to Council Plan:** The proposals in this report support and contribute to improved outcomes for communities as outlined in the following Council Plan strategic priorities:
  - Growing our economy.
  - Strengthening our Communities.
  - Developing our Infrastructure.
  - Transforming our Council.
8. **Links to Local Outcomes Improvement Plan:** The proposals in this report support and contribute to improved outcomes for communities as outlined in the following Local Outcomes Improvement Plan priorities:
  - Cost of Living.
  - Sustainable Development.
  - Local Equality.
9. **Environmental and Climate Risk:** Not applicable.
10. **Risk:** Not applicable.
11. **Procurement:** Not applicable.
12. **Health and Safety:** Not applicable.
13. **Property and Assets:** Not applicable.
14. **Information Technology:** Not applicable.
15. **Cost of Living:** Not applicable.

## List of Background Papers

Orkney Islands Local Policing Plan 2023 - 2026

## Appendix

Appendix 1: Performance Against Local Policing Plan 2023 – 2026.

**Performance Against  
Local Policing Plan 2023-2026**



**POLICE  
SCOTLAND**  
Keeping people safe  
**POILEAS ALBA**

Orkney Police and Fire Sub-Committee  
Tuesday 27 August 2024

Reporting Period - 01 April 2023 – 31 March 2024



Report by Chief Inspector Scott Robertson –  
Area Commander (Orkney Area Command)

Working together to ensure Orkney remains a safe and vibrant  
place to live and work



**POLICE  
SCOTLAND**  
Keeping people safe  
**POILEAS ALBA**

**OFFICIAL**

# Contents

Introduction by the Area Commander	2
Local Policing Priorities	3
Orkney: At a glance	4
Road Safety and Road Crime	6
Anti-Social Behaviour, Disorder and Violence (including Alcohol and Drug misuse)	7
Acquisitive Crime	9
Protecting Vulnerable People	10
Serious and Organised Crime	12
Counter Terrorism	13
Crime Statistics	14

# Introduction by the Area Commander

## Chief Inspector Scott Robertson

I present to you the Orkney Police and Fire Sub-Committee Scrutiny Report, covering the reporting period 01 April 2023 to 31 March 2024. I hope the style of the report is continuing to provide you with the required breakdown of crime statistics for Orkney Area Command.

The local and national Policing Priorities are the centre of our approach to performance and reporting. Our operational focus in 2023/24 and into 2024/25 is on threat, harm, and risk, with particular focus on prevention, problem solving and proactivity.

A changing, ageing population; the cost-of-living crisis driving vulnerability; pressure on other services; new laws and increasingly complex investigations all contribute to growing community need and increasing contact from the public to Police. Set against a backdrop of acute pressures on public finances we must ensure that the service is as efficient and provides as much value as possible.

The Chief Constable has set out her organisational priorities for this year ahead in the [Annual Police Plan](#) with focus on trust, confidence and performance.

This report provides you with a picture of the demand and activity which has been ongoing in Orkney over the last fiscal year.

We maintain a presence on our roads, enforcing road traffic legislation, improving road safety and investigating road traffic collisions. Whilst it is reassuring that we are targeting and catching people who are under the influence at the wheel, it is disappointing to see the figures continue to increase. There is simply no excuse for drink or drug driving, and we will continue to target those drivers who choose to put the safety of others at risk.

In terms of Anti-Social Behaviour, you will note in the report that there has been a slight increase in Serious Assaults during the reporting period, common Assaults have also increased. Whilst a proportion of Assaults are attributed to Anti-Social Behaviour, it is prudent to note that a significant proportion of Assaults occur indoors, in residential premises.

Protecting vulnerable people in terms of Domestic Abuse is an absolute priority and our response to this type of crime is highly developed in terms of risk and victim focus but we can never become complacent, and we recognise that we need to continue to be pro-active and work very closely with our partners in the preventative space.

The report outlines an increase on the previous year in relation to Hate Crime related offences. We continue to support victims of crime to engage with us and feel confident in reporting crimes to us.

Our work tackling Serious and Organised Crime continues, we continue to disrupt these individuals and working effectively with partners is key. We use these relationships to identify individuals that are vulnerable to exploitation, ensuring early and effective interventions are progressed and making Orkney inhospitable to serious and organised crime groups.

# Local Policing Priorities

The Local Policing Priorities for the N Division area are decided by data from our Strategic Assessment which details Threats and Risks, and also feedback from Local Authorities, Partners and residents in the Your Police survey.



**ROAD SAFETY AND ROAD CRIME**

Collaborate to reduce casualties and crime on our roads



**ANTISOCIAL BEHAVIOUR, VIOLENCE AND DISORDER**

Engage with the public and communities to reduce and prevent crime



**ACQUISITIVE CRIME**

Reduce crime through preventing offending and reducing re-offending



**PROTECTING VULNERABLE PEOPLE**

Support people considered vulnerable through working with partners



**SERIOUS ORGANISED CRIME**

Reduce the harm caused by serious organised crime including cyber related crime



**TERRORISM AND PUBLIC ORDER**

Prevent, Pursue, Protect and Prepare through collaborative preparedness

# Orkney: At a glance

## **Road Safety and Road Crime**

Overall, Road Crime offences have increased by 19.2% (82 more offences) against the 5 Year Average and decreased by 16.9% (103 fewer offences) against the Last Year To Date (LYTD).

Offences in relation to Disqualified Driving have increased by 11.1% (0.2 more offences) against the 5 Year Average and increased (2 more offences) against the LYTD.

Mobile Telephone offences have increased by 73.1% (3.8 more offences) against the 5 Year Average and decreased by 10.0% (1 fewer offence) offences against the LYTD.

Failure to Insure Against Third Party Risk offences have increased by 33.8% (13.2 more offences) against the 5 Year Average and decreased by 3.6% (2 fewer offences) against the LYTD.

## **Anti-Social Behaviour, Disorder and Violence (including Alcohol and Drugs Misuse)**

Overall, Anti-Social Behaviour has reduced by 11.4% (27.4 fewer crimes) against the 5 Year Average and increased by 3.4% (7 more crimes) against the LYTD.

Offences in relation to Culpable and Reckless Conduct have increased by 166.7% (5.0 more crimes) against the 5 Year Average and has increased by 100.0% (4 more crimes) against the LYTD.

Offences in relation to Assault have increased by 13.8% (13.6 more crimes) against the 5 Year Average and increased by 13.1% (13 more crimes) against the LYTD.

## **Acquisitive Crime**

Overall, Acquisitive Crime has increased by 49.1% (48.8 more crimes) against the 5 Year Average and increased by 24.1% (27 more crimes) against the LYTD.

Offences in relation to Housebreaking (Dwelling House) have increased by 81.8% (1.8 more crimes) against the 5 Year Average and increased by 300.0% (3 more crime) against the LYTD.

Fraud offences have increased by 95.4% (16.6 more crimes) against the 5 Year Average and increased by 13.3% (4 more crimes) against the LYTD.

## **Protecting Vulnerable People**

Overall, Sexual Crime has decreased by 3.7% (2.2 fewer crimes) against the 5 Year Average and decreased by 36.0% (32 fewer crimes) against the LYTD.

Domestic related offences have increased by 19.7% (12 more crimes) against the 5 Year Average and increased by 30.4% (17 more crimes) against the LYTD.

Offences in relation to Hate Crime have increased by 53.8% (1.4 more crimes) against the 5 Year Average and increased by 300.0% (3 more offences) against the LYTD.

## **Serious and Organised Crime**

Overall, Drugs offences have decreased by 22.6% (14.6 fewer crimes) against the 5 Year Average and decreased 19.4% (12 fewer crimes) against the LYTD.

**Counter Terrorism & Domestic Extremism**

Police Constable Lisa Campbell, N Division's Local Counter Terrorism Officer stated:

*“Ongoing work with MP and MSPs in the Highland and Island area.*

*CTLO continues to work with CT Intelligence, CT Security Advisors and the Prevent Delivery Unit to address any CT Matters in the Highland and Island area and also raise awareness on the CONTEST strategy”.*



# Road Safety and Road Crime

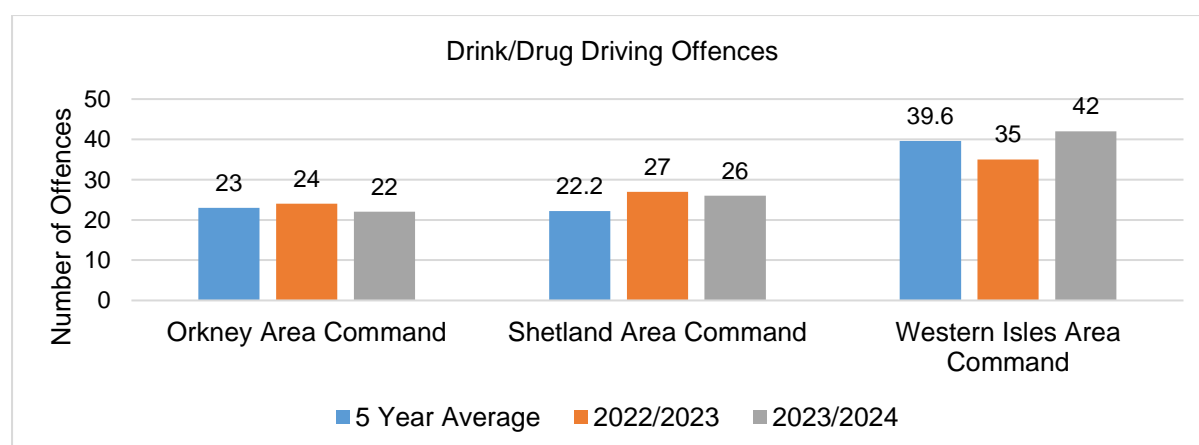
**Intention - With Partners, enhance Road Safety across Orkney.**

**Objective – With Partners, deliver a Road Safety Strategy focusing on: Challenging driver behaviour; Education at the road side and elsewhere; Detection of offences linked to contributing factors of Fatal and Serious Road Traffic Collisions and collectively reducing potential harm.**

	5 Year Average	3 Year Average	YTD 2022/2023	YTD 2023/2024	YTD Variation	Detection Rate
Number of Fatalities - Road Traffic Collisions	2.2	2.3	1	0	-1	N/A
Drink/Drug Driving Offences (Drug Driving)	23.0	19.3	21	29	8	75.9%*
Speeding Offences	95.0	98.3	152	91	-61	100.0%

\* A number of cases are pending results from the Scottish Police Authority laboratory.

## **2023/2024 Drink/Drug Driving Offences -**



**Operation CEDAR** - (Challenge, Educate, Detect and Reduce) builds on established practices and will continue to focus on various agencies working in partnership to reduce the number of people killed and seriously injured in Orkney.

Operation CEDAR involves proactive multi-agency enforcement operations on the roads, which sits alongside education activity aimed at improving driver behaviour of all ages. Partner agencies continue to work together to improve understanding of the factors which could contribute to improving road safety for everyone on the roads and together respond to these issues.

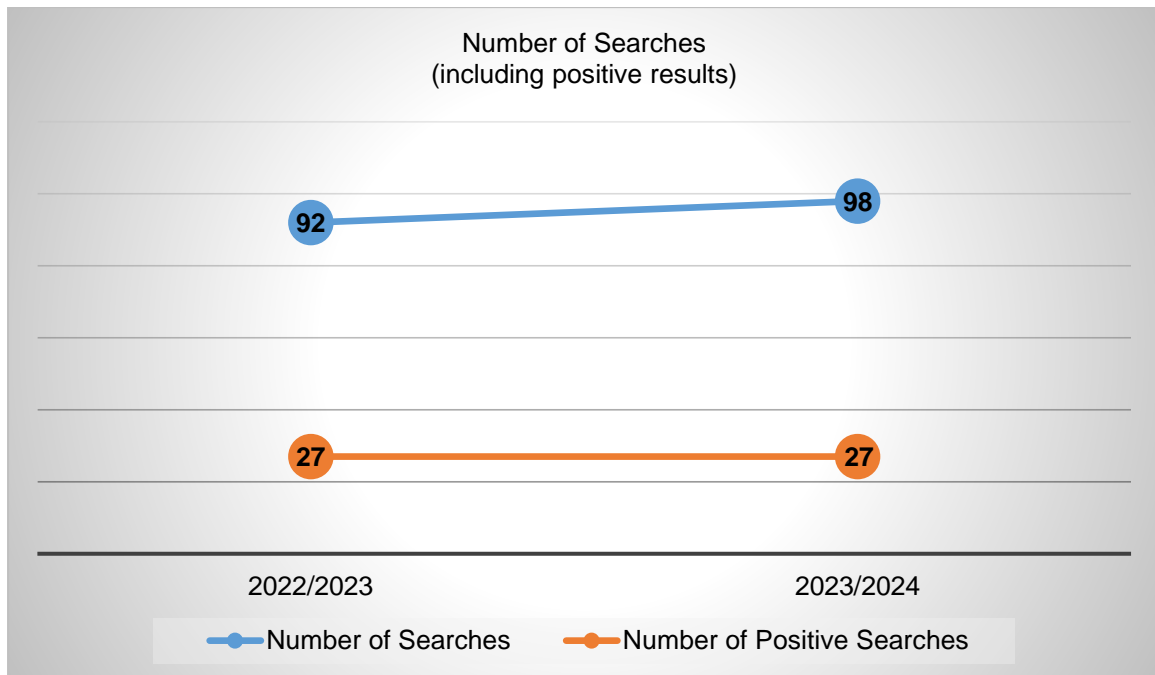
# Anti-Social Behaviour, Disorder and Violence (including Alcohol and Drug misuse)

**Intention – With Partners, better understand the causes to prevent and reduce instances of Anti-Social Behaviour, Disorder and Violence to enhance community safety across Orkney.**

**Objective – Work with Partners to share information, support Education, Prevention, Diversionary and Enforcement Measures linked to harmful alcohol consumption; maintain robust procedures around licensed premises; support victims of violent crime by working with partners to improve service provision and prevent repeat victimisation.**

	5 Year Average	3 Year Average	YTD 2022/2023	YTD 2023/2024	YTD Variation	Detection Rate
Murder	0.2	0.3	1	0	-	N/A
Assault	98.4	91.3	99	112	13	69.6%
Serious Assault	4.0	3.0	5	6	1	116.7%
Drug (Possession) Offences	55.4	47.7	60	46	-14	91.3%

**Stop and Search -**



## OFFICIAL

Positive Stop Search - A positive stop and search is when an item is recovered where possession of same implies criminality on the part of the individual being searched or any other; or potentially compromises the safety of that individual or another.

**No Knives, Better Lives** - No Knives, Better Lives (NKBL) is a national capacity-building programme that supports primary prevention work related to knife carrying in Scotland. In 2009, the NKBL National Delivery Team at YouthLink Scotland and the Scottish Government began supporting partners in 11 selected Local Authority areas to implement NKBL. The approach to prevention is informed by the principles and values of youth work and a public health approach to violence prevention. The focus is not just on what it is we do not want young people to do and how to stop them doing it, but also what we want young people to be able to do, how we support them to understand and navigate risk and to make positive life choices.

## Acquisitive Crime

**Intention – With Partners and Communities, prevent instances of acquisitive crime across Orkney.**

**Objective – With Partners, share information, support education, prevention, diversionary and enforcement activity linked to acquisitive crime; develop work with targets – recidivist offenders to reduce reoffending linked to acquisitive crime e.g. Persistent Offenders programme; enhance the use of all media platforms to raise awareness of local and national preventative initiatives.**

	5 Year Average	3 Year Average	YTD 2022/2023	YTD 2023/2024	YTD Variation	Detection Rate
Housebreaking (Total)	4.2	4.0	5	11	6	63.6%
Fraud	17.4	20.7	30	34	4	2.9%
Theft by Shoplifting	21.2	17.7	30	36	6	80.6%
Motor Vehicle Crime	9.4	9.3	11	16	5	87.5%

Fraud – The increase in Fraud related crimes has not only been experienced by members of the public residing within Orkney, but across the wider N Division area, Scotland and the United Kingdom.

### **Fraud** –

#### **Banking Protocol**

Following a number of incidents across the N Division area in respect of Frauds and Banking Protocol, work continues with various Banks within N Division to setup learning sessions between staff members to talk through Banking Protocol. This has allowed for a better understanding of the Police response, management of vulnerabilities and referrals/support available to victims.

This has and will continue to allow Bank staff to be aware as to the point in they feel that they can/should intervene.

# Protecting Vulnerable People

**Intention – Protect people at risk of harm.**

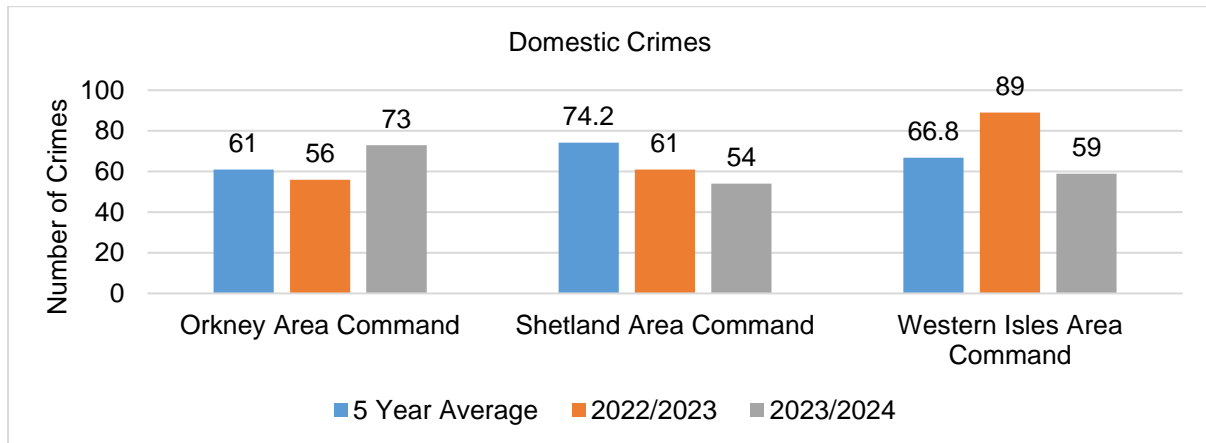
**Objective – With Partners we will focus on safeguarding communities; with Partners we will address emerging issues through Prevention and Intervention.**

	5 Year Average	3 Year Average	YTD 2022/2023	YTD 2023/2024	YTD Variation	Detection Rate
Sexual Crime	59.2	65.3	89	57	-32	42.1%
Domestic Crime	61.0	53.3	56	73	17	65.8%
Hate Crime	2.6	3.0	1	4	3	50.0%
Missing Persons*	-	34.3	38	36	-2	N/A

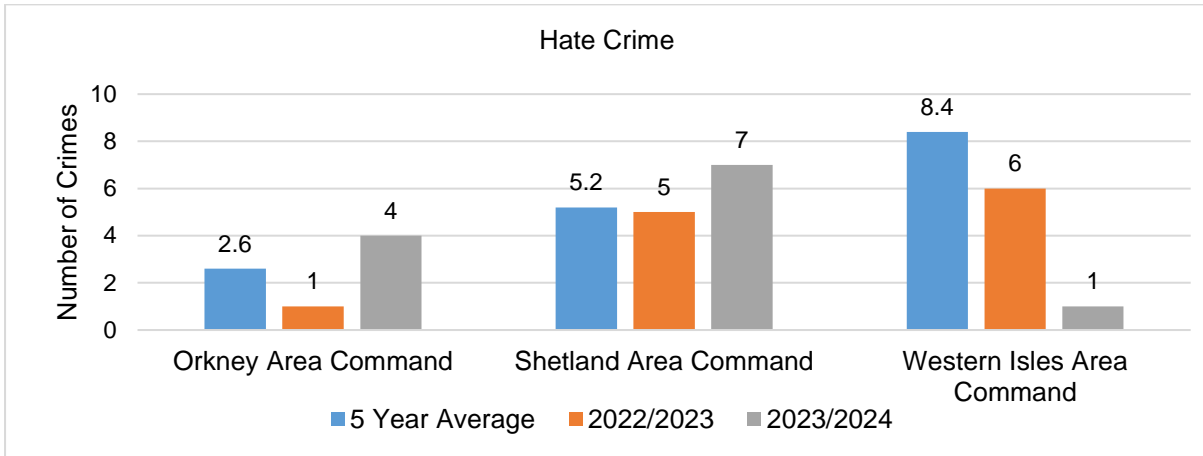
Domestic Crime – N Division continues to work with Partner Agencies in order to support victims of such crimes.

\* (Figures for Orkney Area Command - Due to system configurations these figures are not available at multi-member ward level. Due to the implementation of the National Missing Persons Application in 2019, the 5 Year Average is not available).

## Domestic Crime within Orkney Area Command –



**Hate Crime within Orkney Area Command –**



**Hate Crime –**

Hate Crime incidents are reviewed on a daily basis by officers within N Division’s Partnerships Department with the victim being contacted and provided with contact details for Partner Agencies such as Victim Support Scotland. Every victim of a Hate Crime continue to be sent a Satisfaction Survey as to how they felt they were supported by N Division.

**Missing Persons –**

Police Scotland takes every report of a missing person seriously and investigates appropriately with access to local, regional and national specialist resources. Missing persons investigations are a core part of local Policing and it is local officers who undertake all investigations, supported by specialist colleagues where necessary. Further, each Division including, N Division has a dedicated Missing Person Co-ordinator who advises on operational and preventative approaches.

Missing Person Category	2022/2023	2023/2024	Variation
Adult	22	13	-9
Cared for Adult	0	1	1
Looked After Child	0	8	8
Child	16	14	-2
Absconder/Wanted	0	0	-
<b>Total</b>	<b>38</b>	<b>36</b>	<b>-2</b>

Each Area Command has appointed a local Police liaison officer who maintains contact and liaison with the residential units in their respective area. This role has developed and regular contact has built a good relationship with residential unit(s). Where required, this officer also works in conjunction with the Missing Person Co-ordinator who similarly enjoys a good working relationship with residential units.

## Serious and Organised Crime

**Intention – With Partners, reduce the threat, risk and harm caused by Serious Organised Crime.**

**Objective – With Partners work to safeguard the Orkney area by taking all opportunities to prevent crime and make the Orkney area a hostile environment for Serious & Organised Crime Groups; to improve outcomes for individuals and communities and reduce offending through prevention, early intervention and diversion; in support of our Partners in the Local Authority and NHS via the Alcohol and Drug Partnership Strategy we will direct those who are substance dependant towards recovery through prevention, treatment and support services; with Partners work to reduce the instances of substance misuse in our communities.**

	5 Year Average	3 Year Average	YTD 2022/2023	YTD 2023/2024	YTD Variation	Detection Rate
Drug (Supply) Offences	5.2	4.3	2	4	2	100.0%
Drug (Possession) Offences	55.4	47.7	60	46	-14	91.3%

# Counter Terrorism

**Intention – Support the delivery of the CONTEST strategy to reduce the threat posed by terrorism and domestic extremism.**

**Objective – Strengthen PREVENT work with Partners and institutions; with Partners, support individuals who are vulnerable to terrorism and violent extremism; strengthen PREVENT work in relation to the internet and Social Media; Effective Multi-agency planning in respect of Counter Terrorism is taking place; Develop our ability to respond effectively to any terrorist attack (with a specific focus on emerging high-risk threats, and specialist capabilities).**

WRAP (Workshop to Raise Awareness of Prevent) - The workshop covers issues such as crime, normal social processes that are used to influence and manipulate, case studies that cut across the spectrum of extremism, terrorist ideologies and factors which may contribute to an individual's susceptibility to a terrorist ideology.

In particular, it seeks to support them to recognise that using their existing expertise and professional judgement, they may be able to recognise potentially vulnerable individuals who may be susceptible to being persuaded by an extremist or terrorist ideology. Workshops delivered to partners across Orkney.

ACT Now delivered to schools across Orkney.

Police Constable Lisa Campbell, N Division's Local Counter Terrorism Officer stated:

***“Ongoing work with MP and MSPs in the Highland and Island area.***

***CTLO continues to work with CT Intelligence, CT Security Advisors and the Prevent Delivery Unit to address any CT Matters in the Highland and Island area and also raise awareness on the CONTEST strategy.***

***Work is ongoing with the Contest group in relation to the Annual Overview Product.***

***Training is available on various CT subjects including radicalisation awareness and ACT Awareness”.***



# Crime Statistics

Group 1 Crimes (Recorded)						
	5 Year Average	3 Year Average	2022/2023	2023/2024	Variation	Detection Rate
Murder	0.2	0.3	1	0	-	-
Culpable Homicide	-	-	0	0	-	-
Attempted Murder	0.2	-	0	1	1	100.0%
Serious Assault	4.0	3.0	5	6	1	116.7%
Robbery	1.2	0.3	1	1	-	0.0%
Cruel & Unnatural Treatment of Children	1.6	1.3	1	0	-1	-
Threats & Extortion	3.8	6.3	11	11	-	0.0%

Group 2 Crimes (Recorded)						
	5 Year Average	3 Year Average	2022/2023	2023/2024	Variation	Detection Rate
Rape	8.4	10.7	15	13	-2	30.8%
Sexual Assault (Sexual Offences Scotland Act 2009)	15.8	17.7	25	27	2	37.0%
Lewd & Libidinous Practices	0.8	0.7	1	1	-	0.0%
Public Indecency	0.8	0.7	1	1	-	0.0%
Threatening/ Disclosure of Intimate Image(s)	2.6	4.0	4	3	-1	33.3%

Group 3 Crimes (Recorded)						
	5 Year Average	3 Year Average	2022/2023	2023/2024	Variation	Detection Rate
Housebreaking (Dwelling House)	2.2	1.3	1	4	3	50.0%
Housebreaking (Non-Dwelling House)	0.6	0.7	2	2	-	50.0%
Housebreaking (Other)	1.4	2.0	2	5	3	80.0%

**OFFICIAL**

Housebreaking (Total)	4.2	4.0	5	11	6	36.6%
Theft of a Motor Vehicle	5.2	4.7	5	14	9	92.9%
Theft from a Motor Vehicle	3.2	3.3	6	2	-4	50.0%
Opening a Lockfast Place	1.2	1.0	1	4	3	100.0%
Theft	33.6	24.7	27	27	-	25.9%
Theft by Shoplifting	21.2	17.7	30	36	6	80.6%
Fraud	17.4	20.7	30	34	4	2.9%

Group 4 Crimes (Recorded)						
	5 Year Average	3 Year Average	2022/2023	2023/2024	Variation	Detection Rate
Fireraising	3.6	5.0	10	1	-9	0.0%
Vandalism	62.4	64.7	65	73	8	28.8%
Culpable & Reckless Conduct	3.0	3.7	4	8	4	75.0%

Group 5 Crimes (Recorded)						
	5 Year Average	3 Year Average	2022/2023	2023/2024	Variation	Detection Rate
Offensive Weapon & Bladed/ Pointed Instrument	6.0	6.3	4	12	8	100.0%
Drugs (Supply)	5.2	4.3	2	4	2	50.0%
Drugs (Possession)	55.4	47.7	60	46	-14	91.3%
Bail Offence(s)	6.0	4.7	10	11	1	100.0%

Group 6 Crimes (Recorded)						
	5 Year Average	3 Year Average	2022/2023	2023/2024	Variation	Detection Rate
Assault	84.2	79.7	86	96	10	64.6%
Assault (Emergency Workers)	14.2	11.7	13	16	3	100.0%
Breach of the Peace/ Threatening & Abusive Behaviour	72.6	53.3	51	55	4	85.5%
Stalking	3.8	3.3	8	3	-5	100.0%

Group 7 Crimes (Recorded)						
	5 Year Average	3 Year Average	2022/2023	2023/2024	Variation	Detection Rate

**OFFICIAL**

Dangerous Driving	9.6	9.0	6	12	6	91.7%
Drink/Drug Driving	23.0	19.3	21	29	8	75.9%
Speeding Offence(s)	95.0	98.3	152	91	-61	100.0%
Disqualified Driving	1.8	1.3	0	2	2	100.0%
Drive without Licence	13.4	9.3	8	13	5	92.3%
Fail to Insure Against Third Party Risks	39.8	41.3	55	53	-2	100.0%
Seat Belt Offence(s)	19.8	18.0	24	16	-8	100.0%
Mobile Telephone Offence(s)	5.2	4.3	10	9	-1	100.0%
Careless Driving	32.6	26.0	37	53	16	96.2%