

Item: 3

Police and Fire Sub-committee: 3 September 2019.

Performance against Orkney Fire and Rescue Plan.

Report by Iain Macleod, Local Senior Officer for Orkney, Shetland and the Western Isles.

1. Purpose of Report

To provide details of the statistical performance of the Scottish Fire and Rescue Service, Orkney Islands area, for the period 1 April to 30 June 2019

2. Recommendations

The Sub-committee is invited to scrutinise:

2.1.

The statistical performance of the Scottish Fire and Rescue Services, Orkney Islands area, for the period 1 April to 30 June 2019, detailed in the Quarterly Performance Report attached as Appendix 1 to this report.

3. Performance Update

The Quarterly Performance Report, attached as Appendix 1 to this report, reflects the performance outcomes outlined within the Orkney Fire and Rescue Plan, and provides performance information for the period 1 April to 30 June 2019.

4. Corporate Governance

This report relates to the Council complying with governance and its scrutiny role and therefore does not directly support and contribute to improved outcomes for communities as outlined in the Council Plan and the Local Outcomes Improvement Plan.

5. Financial Implications

There are no financial implications arising directly from this noting report.

6. Legal Aspects

There are no legal implications arising directly from this noting report.

7. Contact Officer

Iain Macleod, Local Senior Officer for Western Isles, Orkney and Shetland,
Telephone 01851 705051 / 07795665722, Email iain.macleod4@firescotland.gov.uk.

8. Appendix

Appendix 1: Quarterly Performance Report for the period 1 April to 30 June 2019.



Quarterly Performance Report

Quarter 1 2019-20 (1 April to 30 June)



Orkney Islands Council



SCOTTISH
FIRE AND RESCUE SERVICE

Working together for a safer Scotland

DISCLAIMER

The figures included in this report are provisional and subject to change as a result of quality assurance and review. The statistics quoted are internal management information published in the interests of transparency and openness. The Scottish Government publishes official statistics each year which allow for comparisons to be made over longer periods of time.

CONTENTS	PAGE
1 Introduction	3
2 Performance Summary	4
3 Progress on local fire & rescue plan priorities	
<i>Priority 1 – Promoting Personal Safety and Wellbeing</i>	5
<i>Priority 2 – Non Domestic Fire Safety</i>	7
<i>Priority 3 – Emergency Response Preparedness and Community Resilience</i>	8
<i>Priority 4 – Unwanted Fire Alarm Signals</i>	10
4. Our Outcomes	11
5. Seasonal Community Safety Calendar 2019	12

INTRODUCTION

This performance report provides information on our prevention, protection and operational response activities within Orkney over the period Quarter 1 2019-2020, (1st April – 30th June).

The Scottish Government provides an overarching vision for public services. This vision is supported by 16 National Outcomes which demonstrate commitment to creating a more successful country, with opportunities for all of Scotland to flourish, through increasing sustainable growth. The Scottish Fire and Rescue Service (SFRS) can make a significant contribution to improving these outcomes in Orkney by contributing to the Community Planning arrangements in Orkney.

The national priorities for the SFRS are set out in the Fire and Rescue Framework for Scotland (2016).

The SFRS Strategic Plan 2016-2019 outlines how the SFRS will deliver against these priorities and the outcomes against which this delivery can be measured.

The priorities contained within the Local Fire and Rescue Plan for Orkney 2017 reflects the Orkney Community Plan including the Local Outcomes Improvement Plan (LOIP) 2017 to 2020.

The LOIP includes a range of key themes focused on delivering improved outcomes for the communities of Orkney. The key themes which this plan contributes to are;

- Promoting survival,
- Promoting sustainability,
- Promoting equality,
- Working together,
- Working with communities,
- Working to provide better services.







The aims of the local Fire and Rescue Service in Orkney are to reduce deaths, injuries and damage to property from fires and other emergency events and to support the development of initiatives aimed at making Orkney a safer and more attractive place to live. We aim to achieve this by working in partnership, being pro-active and targeting our prevention and protection activities to where they are most required, based on evidence.




Within the Local Fire and Rescue Plan for Orkney 2017, four priorities for the local Fire and Rescue Service have been identified;

- Priority 1: Promoting Personal Safety and Wellbeing.
- Priority 2: Non Domestic Fire Safety.
- Priority 3: Unwanted Fire Alarm Signals.
- Priority 4: Emergency Response Preparedness and Community Resilience.

PERFORMANCE SUMMARY

One way in which we can measure how well we are meeting our priorities is by using 6 key indicators, depicted below

Key performance indicator	Apr to (& incl.) Jun					RAG rating
	2015/16	2016/17	2017/18	2018/19	2019/20	YTD
All accidental dwelling fires	2	1	1	4	3	
All accidental dwelling fire casualties (fatal & non-fatal (incl. p/c's))	0	3	0	0	1	
All deliberate fires	0	1	0	3	1	
Non domestic fires	2	2	1	3	2	
Special Services Casualties – All	2	4	2	3	3	
False Alarms – UFAS	15	10	8	8	13	

RAG rating - KEY		
	RED DIAMOND	10% higher than the previous YTD period, or local target not achieved
	AMBER TRIANGLE	Up to 9% higher than the previous YTD period, or local target no achieved
	GREEN CIRCLE	Equal to or improved upon the previous equivalent quarter (or YTD period), or local target achieved

Progress on local fire & rescue plan priorities

Priority 1 – Promoting Personal Safety and Wellbeing

Safety and wellbeing of individuals and communities is a primary ambition of the Scottish Fire and Rescue Service.

Unintentional harm, or injuries as a result of fires in the home, road traffic collisions, slips, trips and falls; all impact on the health and wellbeing of the communities of the Orkney Isles.

SFRS is expanding its vision on how it can contribute to reducing injuries and assisting people to live longer and independently in their own homes. SFRS continues to work with partners on the Orkney Isles to ensure a robust referral process is maintained in line with the LOIP enabling us to target and support those most vulnerable from risk.

The information below gives an indication of performance in relation to the following:

- The number of accidental dwelling fires
- The number of accidental dwelling fire casualties and fatalities
- The number of Home Fire Safety Visits undertaken
- The number of casualties as a result of Road Traffic Collisions

Accidental Dwelling Fires

All accidental dwelling fires (02bi) - number of Incidents						
	2015/16	2016/17	2017/18	2018/19	2019/20	Sparklines
Orkney Islands	2	1	1	4	3	
Kirkwall East	0	0	0	1	0	
Kirkwall West and Orphir	1	1	0	0	1	
Stromness and South Isles	0	0	0	1	2	
West Mainland	1	0	1	0	0	
East Mainland, South Ronaldsay and Burray	0	0	0	2	0	
North Isles (Orkney)	0	0	0	0	0	

All Dwelling Fire Casualties

All accidental dwelling fire casualties (fatal & non-fatal (incl. p/c's)) - number of Casualties						
	2015/16	2016/17	2017/18	2018/19	2019/20	Sparklines
Orkney Islands	0	3	0	0	1	
Kirkwall East	0	0	0	0	0	
Kirkwall West and Orphir	0	3	0	0	0	
Stromness and South Isles	0	0	0	0	1	
West Mainland	0	0	0	0	0	
East Mainland, South Ronaldsay and Burray	0	0	0	0	0	
North Isles (Orkney)	0	0	0	0	0	

HFSV Total for Orkney Committee - 2019/20 Q1

CSET Risk

	High	Medium	Low	Total 2019/20 Q1
No. of HFSVs	66	6	3	75
No. of HFSVs with Detectors Fitted	9	2	2	13
No. of HFSVs with Advice Only	57	4	1	62

In order for these visits to genuinely reduce risk, we must ensure that they are targeted towards the most vulnerable in our communities. This is achieved through the application of a risk based approach where the risk is determined on a number of factors and is calculated through the use of the Community Safety Engagement Toolkit (CSET).

The target for Orkney District is 270 visits per year to be carried out by the Community Safety Advocate (CSA), and another 30 visits to be carried out by staff from the local stations. Per quarter that target is 75 total, therefore, as you can see we are on target for Quarter one.

Road Traffic Collisions

Orkney Q1 2019/20

Special Service - RTCs (05a) - Number of Incidents						
	2015/16	2016/17	2017/18	2018/19	2019/20	Sparklines
Orkney Islands	2	2	1	1	4	
Kirkwall East	0	0	0	0	0	
Kirkwall West and Orphir	1	0	0	0	1	
Stromness and South Isles	0	0	0	0	0	
West Mainland	0	1	1	0	1	
East Mainland, South Ronaldsay and Burray	1	1	0	1	2	
North Isles (Orkney)	0	0	0	0	0	

Non-Fatal Casualties - RTCs (06a)						
	2015/16	2016/17	2017/18	2018/19	2019/20	Sparklines
Orkney Islands	1	1	0	0	1	
Kirkwall East	0	0	0	0	0	
Kirkwall West and Orphir	0	0	0	0	0	
Stromness and South Isles	0	0	0	0	0	
West Mainland	0	0	0	0	0	
East Mainland, South Ronaldsay and Burray	1	1	0	0	1	
North Isles (Orkney)	0	0	0	0	0	

Fatal Casualties - RTCs (06b)						
	2015/16	2016/17	2017/18	2018/19	2019/20	Sparklines
Orkney Islands	0	1	1	0	1	
Kirkwall East	0	0	0	0	0	
Kirkwall West and Orphir	0	0	0	0	1	
Stromness and South Isles	0	0	0	0	0	
West Mainland	0	1	1	0	0	
East Mainland, South Ronaldsay and Burray	0	0	0	0	0	
North Isles (Orkney)	0	0	0	0	0	

Progress on local fire & rescue plan priorities

Priority 2 – Non Domestic Fire Safety

Legislative Fire Safety Enforcement Audits

Fires in Non-Domestic Property can have a detrimental effect on the built environment and the prosperity of the local area. Non-domestic fires are classed as fires which took place in buildings that are not domestic households.

Legislative fire safety audits are managed by a Fire Safety Enforcement Team based in Aberdeen. This arrangement results in peaks and troughs in performance, rather than a “smoothed” performance profile. Progress against the annual fire safety enforcement targets, set out in the prevention and protection plan, are sporadic as the team have to batch together visits in order to carry out a number when attending the islands.

Post Fire Audits

Fires in relevant premises will be made the subject of a post fire audit. Written communication will be sent to the duty holder (normally the employer or occupier) within 3 working days of the fire, advising that an audit may be carried out. A full audit will be carried out by an auditor at an agreed time and date, where appropriate, when personal safety has been compromised or when a criminal investigation is required.

Figures for Non Domestic Fires are indicated in the tables below.

Orkney Q1 2019/20

Non domestic fires (04a) - number of Incidents						
	2015/16	2016/17	2017/18	2018/19	2019/20	Sparklines
Orkney Islands	2	2	1	3	2	
Kirkwall East	0	0	0	0	0	
Kirkwall West and Orphir	0	0	0	0	0	
Stromness and South Isles	0	0	0	0	0	
West Mainland	2	1	0	1	1	
East Mainland, South Ronaldsay and Burray	0	1	0	0	0	
North Isles (Orkney)	0	0	1	2	1	

Orkney YTD 2019/20

Non domestic fires (04a) - number of Incidents						
	2015/16	2016/17	2017/18	2018/19	2019/20	Sparklines
Orkney Islands	2	2	1	3	2	
Kirkwall East	0	0	0	0	0	
Kirkwall West and Orphir	0	0	0	0	0	
Stromness and South Isles	0	0	0	0	0	
West Mainland	2	1	0	1	1	
East Mainland, South Ronaldsay and Burray	0	1	0	0	0	
North Isles (Orkney)	0	0	1	2	1	

Progress on local fire & rescue plan priorities

Priority 3 – Emergency Response Preparedness and Community Resilience

Preparedness

The ability to respond in emergencies effectively whilst ensuring community resilience is a key area of work for SFRS. Considering the operational service on the islands is provided by Retained Duty System Firefighters this means that the service is provided by the community for the community. The SFRS continues to prepare for, and respond to major emergencies. It is essential that we have enough staff with the right skills in the right place at the right time to deliver our services when communities need them.

To achieve this we have in place an Operational Assurance framework to ensure our firefighters possess the skills, knowledge and expertise to respond to all incidents efficiently with sufficient numbers and appropriate equipment and information. The effectiveness of this framework is assessed annually through a programmed series of Station Audits for each Station on the Islands. All twelve stations were audited in 2018/19 with satisfactory results. The schedule of audits for 2019/20 is currently underway.

Operational Intelligence

Operational Intelligence inspections of all risk premises across the Islands is currently underway. This includes a new information collation system which will help produce a bespoke package available to operational crews in attendance at a premise and will contain all known risk information. We continue to work with partner organisations to ensure effective emergency response plans are developed and tested for identified local risks.

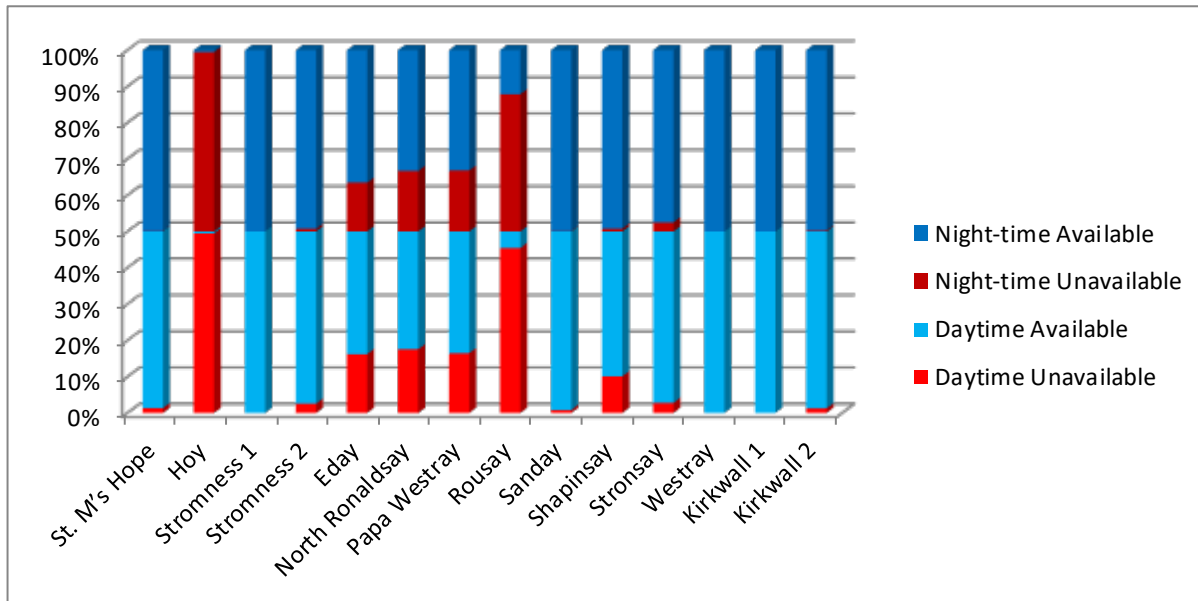
Resilience

We continue to ensure appropriate numbers of staff are recruited, developed and equipped to fulfil the purpose of meeting our current risk profile. A continual recruitment drive is underway for all Orkney Stations. A task and Task Management course begins in September this year with the addition of another 6 Trainee Firefighters who will take up post immediately after the course.

The table below gives an indication of current staffing levels

Council Wards	Fire Station	Staffing Mar 2019	Staffing Jun 2019	Staffing Change	Full Staffing Compliment	Difference from Compliment	Recruit Applicants
East Mainland, South Ronaldsay and Burray	St. Margaret's Hope	10	9	↘	12	-3	0
West Mainland, Stromness and South Isles	Hoy	6	6	→	12	-6	0
	Stromness	17	17	→	20	-3	0
North Isles	Eday	4	4	→	12	-8	0
	North Ronaldsay	6	5	↘	12	-7	1
	Papa Westray	4	4	→	12	-8	2
	Rousay	5	5	→	12	-7	1
	Sanday	10	10	→	12	-2	0
	Shapinsay	8	8	→	12	-4	0
	Stronsay	11	11	→	12	-1	0
Kirkwall East, Kirkwall West and Orphir	Westray	8	8	→	12	-4	1
	Kirkwall	20	19	↘	20	-1	1

Station Availability Q1 – April – June 2019



Retained Duty System Recruitment Process Review

SFRS have reviewed the RDS recruitment process to ensure a smooth and more efficient experience for potential candidates and one which is geared towards the needs of our communities. In addition, the new process makes it easier for us to target specific stations which are most in need of RDS cover.

The new process also means that candidates hoping to serve in remote communities will be able to go through the application process with fewer long distance trips than has previously been the case; reducing the time, inconvenience and expense incurred by applicants and their employers.

This revised RDS recruitment and selection process has been designed to make the process more efficient and provide greater involvement and ownership of local managers for decision making. It reflects requests from local managers and LSOs for greater involvement and efficiency in the process and ensures applicants remain engaged in the process.

Progress on local fire & rescue plan priorities

Priority 4 – Unwanted Fire Alarm Signals

The high level of equipment related false alarms as a proportion of all false alarms continues to be a feature in Orkney. False alarms account for between approximately 26.6% of all call activity in Orkney during the third quarter of this year.

SFRS recognises that high levels of UFAS can have a significant impact on our staff and their day-to-day employers. Evidence suggests that UFAS also has a detrimental impact on businesses and the economy.

All UFAS will be primarily investigated by the attending Watch or Crew Manager, leaving the duty holder with appropriate advice and a written copy. Should the premises be involved in further UFAS activity then this would escalate to district involvement, notification in writing and the possibility of a reduction of any pre-determined attendance, within approved guidelines.

A Pre Determined Attendance Reduction Procedure has been on-going in Orkney for the last year which is a result of a new National Policy and Procedure which was implemented at the beginning of the 2018. This can result in the reduction in the amount of Fire Appliances attending an Automatic Fire Alarm at a specific premise. The aim of this is to reduce the risk to firefighters and communities through a reduction of unnecessary blue light journeys and to provide a standard approach that will assist in determining an appropriate emergency response to Automatic Fire Alarms.

Thus far a total of 19 premises have been identified and have been subject to the application of the Reduction Decision Matrix. No premises has received in reduction in Appliance attendance.

The tables below give an indication of figures for UFAS.

Orkney Q1 2019/20

Unwanted Fire Alarm Signals						
	2015/16	2016/17	2017/18	2018/19	2019/20	Sparklines
Orkney Islands	15	10	8	8	13	
Kirkwall East	0	2	2	2	3	
Kirkwall West and Orphir	6	4	4	5	5	
Stromness and South Isles	4	2	0	0	2	
West Mainland	0	2	1	0	1	
East Mainland, South Ronaldsay and Burray	3	0	1	0	0	
North Isles (Orkney)	2	0	0	1	2	

Orkney YTD 2019/20

Unwanted Fire Alarm Signals						
	2015/16	2016/17	2017/18	2018/19	2019/20	Sparklines
Orkney Islands	15	10	8	8	13	
Kirkwall East	0	2	2	2	3	
Kirkwall West and Orphir	6	4	4	5	5	
Stromness and South Isles	4	2	0	0	2	
West Mainland	0	2	1	0	1	
East Mainland, South Ronaldsay and Burray	3	0	1	0	0	
North Isles (Orkney)	2	0	0	1	2	



OUR PURPOSE
 To work in partnership with communities and with others in the public, private and third sectors, on prevention, protection and response, to improve the safety and well-being of people throughout Scotland

OUR MISSION
 Working together for a safer Scotland

OUR VALUES

- Safety
- Teamwork
- Respect
- Innovation

OUR PRIORITIES

- Improved Local Outcomes
- National and Community Resilience
- Modernising Response
- Workforce Development
- Governance and Social Responsibility
- Transformation

Seasonal Community Safety Calendar 2019

