

Statistical trends in alcohol-related hospital admissions

This appendix compares statistical data for Scotland and Orkney with regard to alcohol-related hospital stays and patients, as published by the Information Services Division (ISD) of NHS Scotland.

Figure 1 shows longitudinal trends for alcohol-related hospital stays, patients and new patients, for Scotland first, and then for Orkney. It should be noted that the Scottish graph starts in 1981-82 and the Orkney graph starts in 1997-98. EASR is a standardised measure for European age sex standardised rates per 100,000 population. The EASR is calculated using 2013 European Standard Population data.

Figure 1 - Alcohol-related hospitalisation rates for general acute hospitals

Figure 1.1 Scotland

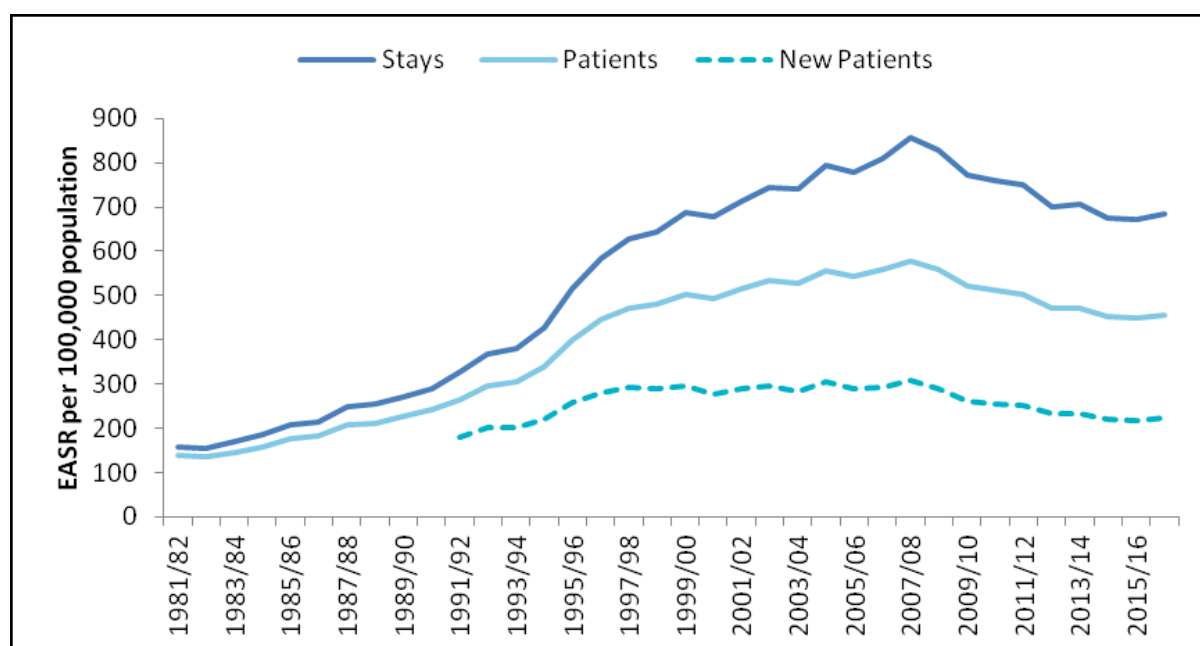
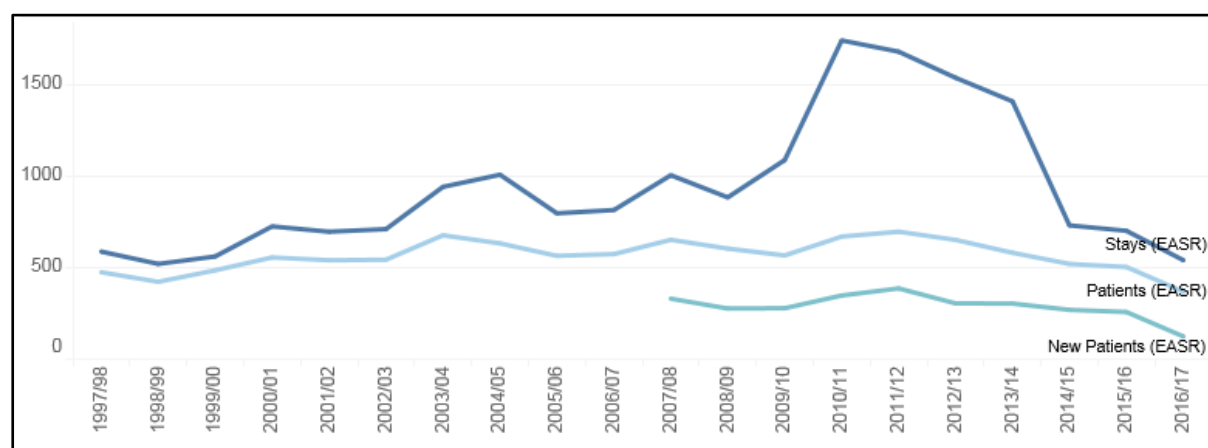


Figure 1.2 Orkney



The Scottish overall rate of alcohol-related hospital stays and patients consistently increased from 1981-82 to a peak in 2007-08 and reduced thereafter until 2015-16. In 2016-17 there was an increase in the rate of both hospital stays and patients.

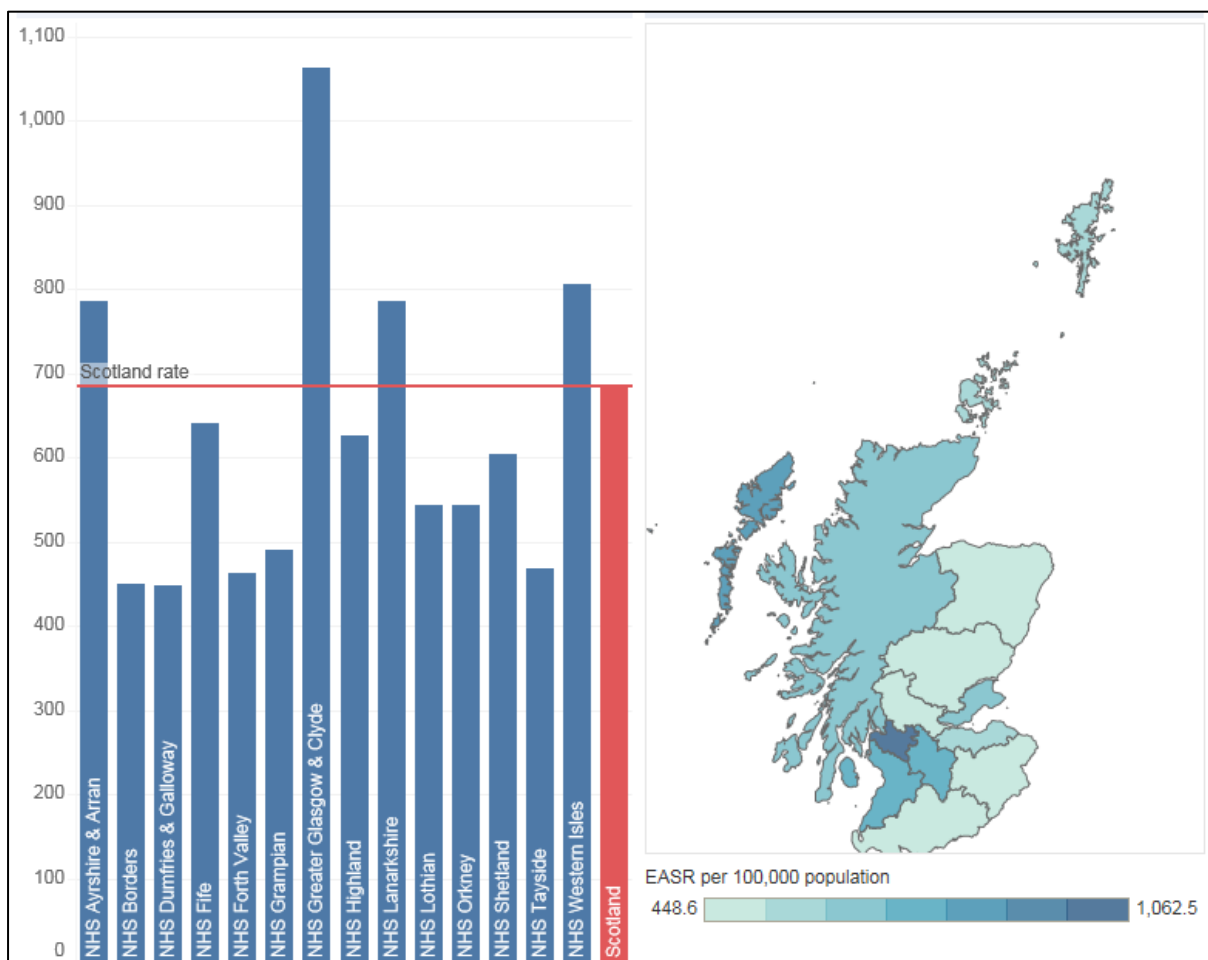
Orkney experienced a peak in hospital stays from 2010-11 to 2013-14, compared with patients and new patients. This was due to a small number effect, viz. a very small number of patients making many repeat stays. The situation resolved in 2014-15 when Orkney's figure for stays dropped sharply. In contrast to Scotland, Orkney's figures for both patients and stays continued to decrease in 2016-17.

It can be seen that in Orkney's case, using a five-year rolling average to assess hospital stays, as done by Alcohol Focus Scotland, will cause the anomaly to remain in the statistics (although progressively diluted) until 2017-18. This does not apply to the figure for patients.

Looking more closely at the most recent data available, for the single year 2016-17, as published by ISD in November 2017, we can compare all Scottish NHS Board areas, including Orkney, against the Scottish average for both hospital stays and patients.

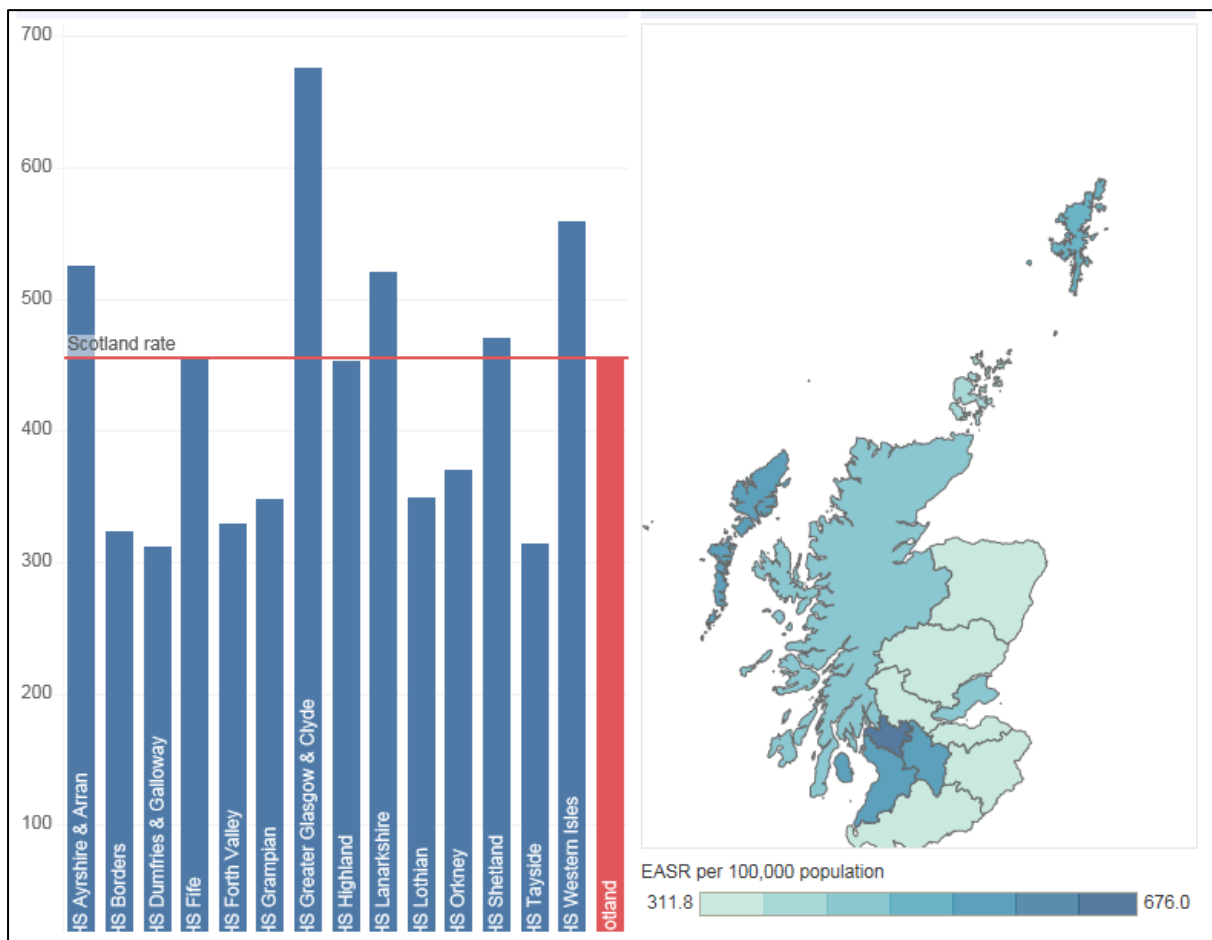
Figure 2 – Alcohol-related hospital statistics in Scottish NHS Boards 2016-17

Figure 2.1 Stays



Orkney was equal sixth lowest and well below the Scottish average in 2016-17 for alcohol-related hospital stays.

Figure 2.1 Patients



Orkney was seventh lowest and well below the Scottish average in 2016-17 for alcohol-related hospital patients.