

Item: 4

Orkney Health and Care Committee: 4 April 2019.

Local Government Benchmarking Framework.

Report by Chief Officer/Executive Director, Orkney Health and Care.

1. Purpose of Report

To scrutinise service performance against relevant indicators within the Local Government Benchmarking Framework for 2017 to 2018, which fall under the remit of Orkney Health and Care.

2. Recommendations

The Committee is invited to note:

2.1.

The performance of Orkney Health and Care against the Local Government Benchmark Framework Indicators for 2017 to 2018, attached as Appendix 1 to this report.

3. Background

3.1.

The Council has been reporting performance information in accordance with the requirements of the Local Government Benchmarking Framework (LGBF) since 2010 to 2011. This is a statutory function of Scottish local government.

3.2.

The Improvement Service – the national improvement service for local government in Scotland - co-ordinates and facilitates the LGBF process. Some indicators are reported directly to the Improvement Service, with data for other indicators being gathered by the Improvement Service from various sources, to which all local authorities make annual returns.

3.3.

LGBF data is published annually by the Improvement Service in its National Benchmarking Overview Report, although it is almost one year out-of-date at the time of publication. The 2017 to 2018 report was published on 6 February 2019.

4. Response to the Best Value Assurance Report 2017

4.1.

Although the Council has reported its performance in accordance with the LGBF requirements for several years, primarily through its Annual Performance Report, it was agreed by the Policy and Resources Committee on 17 April 2018 that in 2019 this information would also be reported to service committees for scrutiny.

4.2.

This commitment is part of the Council's response to recommendations in the Best Value Assurance Report, which was published in December 2017. This has subsequently been incorporated into the Council Delivery Plan 2018 to 2023.

5. Performance

5.1.

Appendix 1 sets out the performance against the Local Government Benchmark indicators in 2017 to 2018 which fall under the remit of Orkney Health and Care. This includes comparisons with previous years' performance, the Scottish average, and other local authorities in Orkney's benchmarking 'family groups'. For some indicators officers have also provided some additional context where it is felt this would be beneficial to help explain the performance.

5.2.

For Children's Services, Adult Social Care Services and Housing Services indicators, similar local authorities are grouped by their level of deprivation. For these indicators Orkney's family group includes:

- East Renfrewshire Council.
- East Dunbartonshire Council.
- Aberdeenshire Council.
- City of Edinburgh Council.
- Perth and Kinross Council.
- Aberdeen City Council.
- Shetland Islands Council.

5.3.

For Corporate Services, Economic Development, Environmental Services and Culture and Leisure Services, similar local authorities are grouped by their population density. For these indicators Orkney's family group includes:

- Western Isles Council.
- Argyll and Bute Council.
- Shetland Islands Council.

- Highland Council.
- Scottish Borders Council.
- Dumfries and Galloway Council.
- Aberdeenshire Council.

5.4.

It should be noted that the monitoring periods for some of the indicators may differ. For example, most are for 2017 to 2018, but some maybe for 2015 to 2018 or 2014 to 2018. This is because all the indicators are calculated from national figures and are generated by different organisations for different purposes.

6. Links to Council Plan

6.1.

The proposals in this report support and contribute to improved outcomes for communities as outlined in the Council Plan strategic priority theme of Cross-Cutting Priorities.

6.2.

The proposals in this report relate directly to the Priority - To deliver the actions and targets in the Best Value Assurance Report recommended by the Accounts Commission, and specifically to action 5(b) - Report Local Government Benchmark Indicators to Service Committees.

7. Financial Implications

All 32 Scottish local authorities pay an annual rate to the Improvement Service for participation in the LGBF. In 2017 to 2018 this was £2,032, which increased to £2,516 for 2018 to 2019. For this, the Improvement Service provides local authorities with data services and co-ordination of family group activity.

8. Legal Aspects

There are no legal aspects arising from this report.

9. Contact Officers

Sally Shaw, Chief Officer/Executive Director Orkney Health and Care, extension 2601, Email sally.shaw@orkney.gov.uk

Scott Hunter, Head of Children and Families, Criminal Justice and Chief Social Work Officer, extension 2611, Email scott.hunter@orkney.gov.uk

Lynda Bradford, Acting Head of Health and Community Care, extension 2611, Email lynda.bradford@orkney.gov.uk

10. Appendix

Appendix 1: Performance of Orkney Health and Care against the LGBF indicators 2017 to 2018.

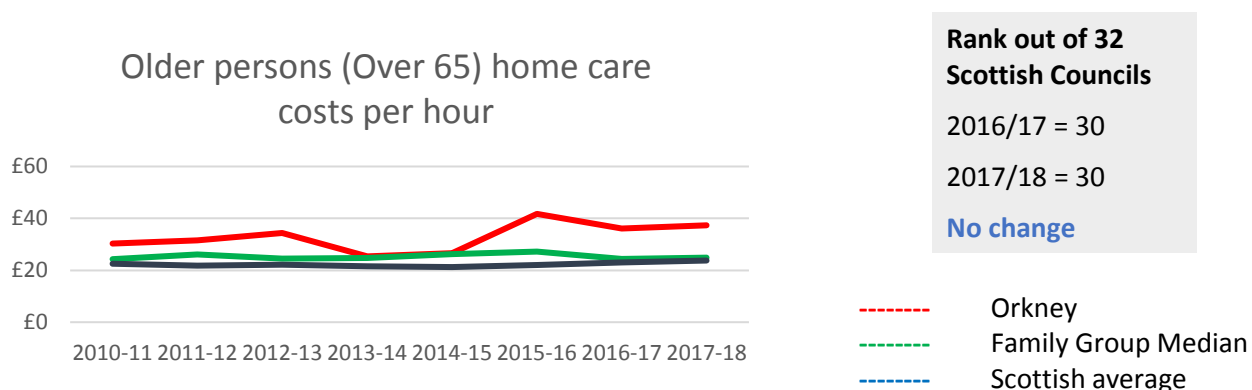
Local Government Benchmark Framework Indicators 2017/18

ADULT SOCIAL CARE

SW1 – Home care costs per hour for people aged 65 or over

In 2017/18, the hourly cost of providing home care for people aged 65 or over in Orkney was £37.33, which is more than the 2016/17 figure of £36.09, and the 2017/18 Scottish average of £23.76.

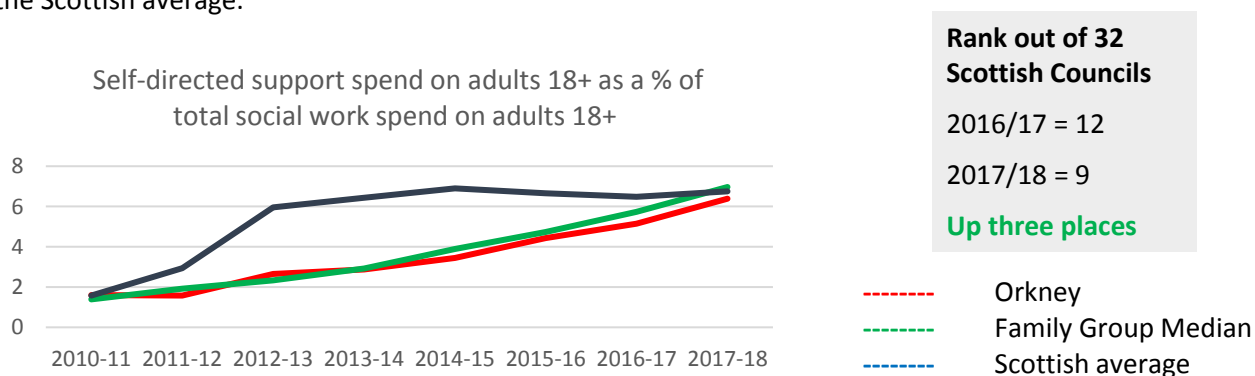
Here in Orkney, we provide home care services within the Council rather than through contracting out to private providers, as may be the case with some other Scottish councils. Although there would likely be savings by contracting out home care to the private sector, this is not possible in Orkney due to the current small-scale of private sector providers who could take on the delivery of this service.



SW2 – Self-directed support (direct payments + managed personalised budgets) spend on adults 18+ as a percentage of total social work spend on adults 18+

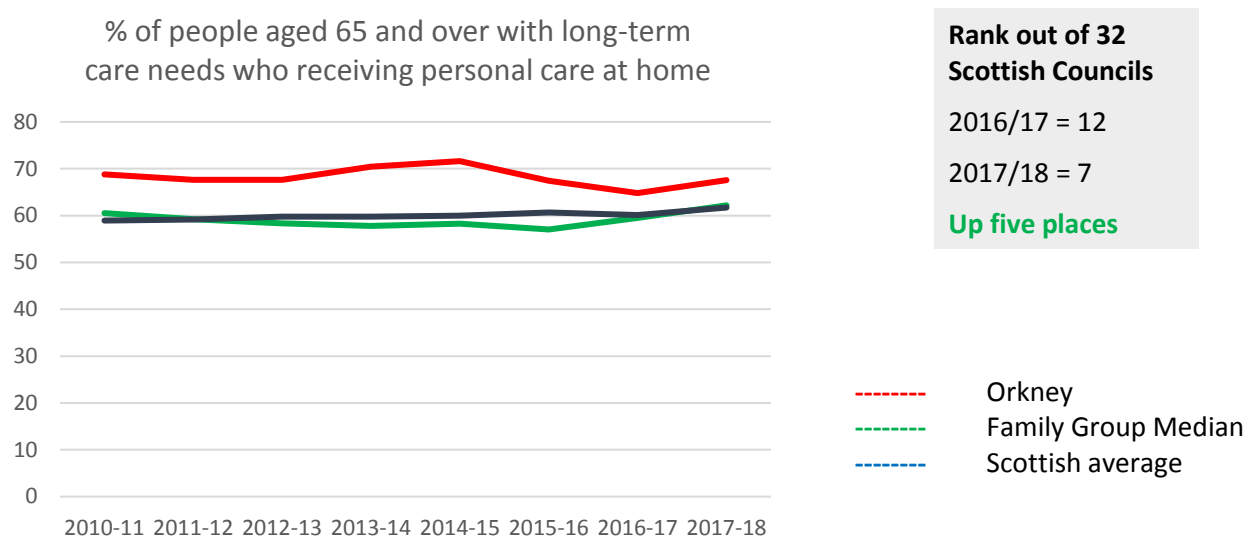
In 2017/18, 6.39% of Orkney's total social work spend went on self-directed support for adults aged 18 years and over, which is more than the 2016/17 figure of 5.15%, but less than the 2017/18 Scottish average of 6.74%.

However, if we were to think about the number of people who opt to direct their own support, rather than the percentage of social work spend, Orkney would be the highest. In other areas, support packages, particularly complex, large support packages, can be purchased from third sector or private providers. In Orkney there are few such organisations and most people opt to employ personal assistants to provide their support. Larger and complex packages continue to be provided by the Council. For this reason, the monetary value of our self-directed support spend is less than the Scottish average.



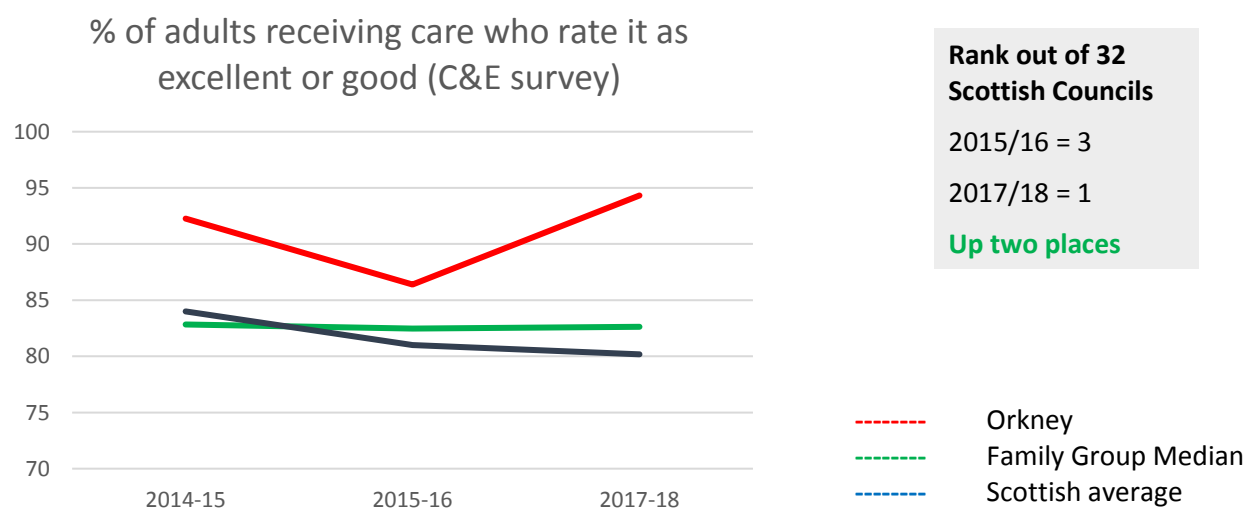
SW3a – The percentage of people aged 65 and over with long-term care needs who are receiving personal care at home

In 2017/18, 67.54% of people with long-term care needs in Orkney were receiving care at home, which is more than the 2016/17 figure of 64.81%, and the 2017/18 Scottish average of 61.72%.



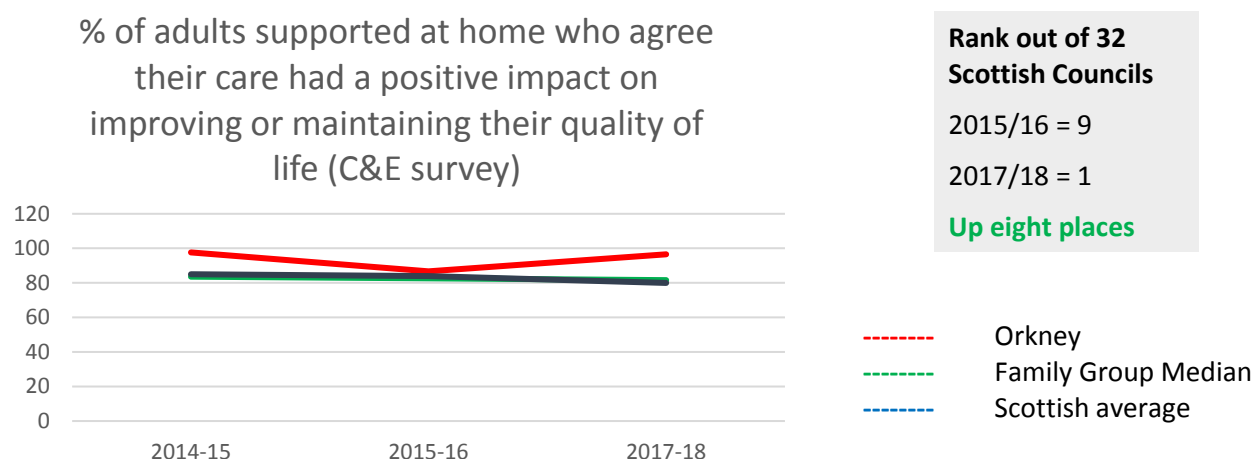
SW4a – The percentage of adults receiving any care or support who rate it as excellent or good.

In 2017/18, 94.32% of adults receiving care or support in Orkney rated it as excellent or good, which is better than the 2015/16 figure of 86.93%, and the 2017/18 Scottish average of 80.18%.



SW4b – The percentage of adults supported at home who agree that their services and support had an impact in improving or maintaining their quality of life

In 2017/18, 96.57% of adults in Orkney who are supported at home agreed that their care had a positive impact on improving or maintaining their quality of life, which is better than the 2015/16 figure of 86.68%, and the 2017/18 Scottish average of 79.79%.



SW5 – Residential cost per week per resident for people aged 65 or over

In 2017/18, the residential cost per week per resident for people in Orkney aged over 65 or over was £871, which was more than the 2016/17 figure of £744, and significantly more than the 2017/18 Scottish average of £386.

The higher cost of providing residential care in Orkney is due to several factors. Our care homes meet the needs of older people with very high levels of dependency and we rarely have to make use of placements out of Orkney, all of which we manage to achieve by having a sufficient number of appropriately trained and supported care home staff which clearly has a cost implication. Other examples include being unable to make cost savings by taking advantage of some of the economies of scale that some larger councils can achieve, and the fact that all our care homes are provided directly by the Council which is not the case in other areas. We continue, however, to work hard to make the service as efficient as possible although rising running costs continue to make an impact on the cost of care home provision.

